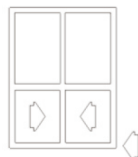
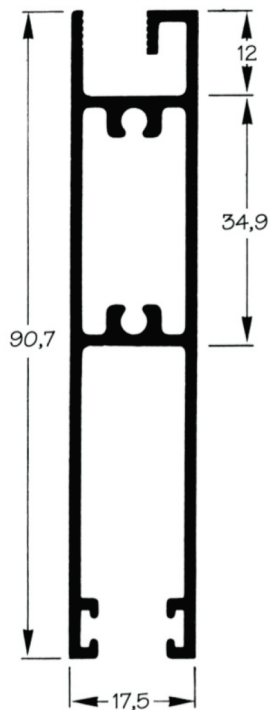


MP 354

5,900 kg /br

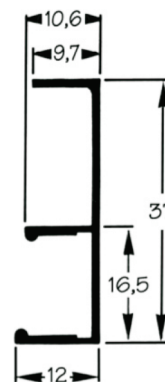
TRAVESSA INFERIOR
DA FOLHA



MP 347

1,200 kg /br

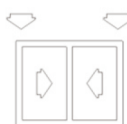
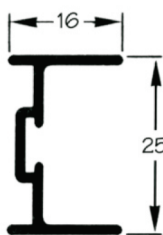
REMATE OU VISTA



MP 352

1,200 kg /br

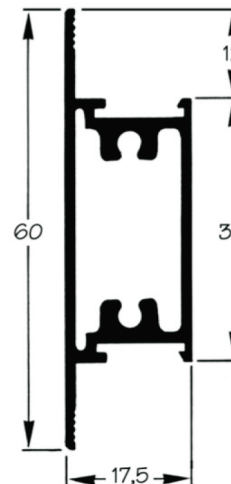
REMATE LATERAL



MP 332

3,600 kg /br

TRAVESSA CENTRAL
DA FOLHA



BG 202

0,600 kg /br

BAGUETE

